

Electric Warm air heaters / HT2000 heater range

Single & Three Phase

Variable air distribution

Variable heating capacity

Self diagnostic

Small, compact design

Lightweight

Heater can be tilted up to 45°



“Taylor” made solutions from the company with the know - how

Overview

The HT2000 SUH-E provides total comfort control through its unique design characteristics and control system.

This offers a solution for those applications when gas is not available, where flue runs are not possible, or for when an electrical heating appliance is preferred.

The supply air fan can vary the air delivery rate via the Multi-therm C control panel.

The compact size and the high level of comfort make the SUH-E suitable for many applications in all environments.

Multi-Therm C Controller



Product Features

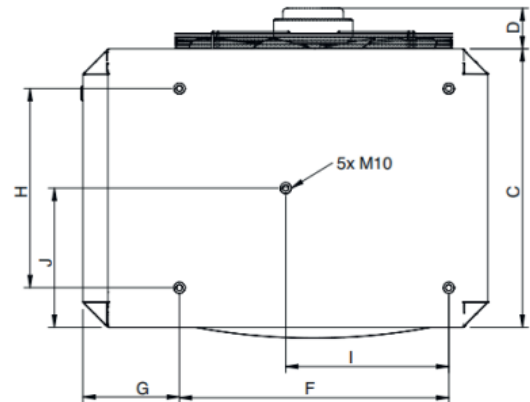
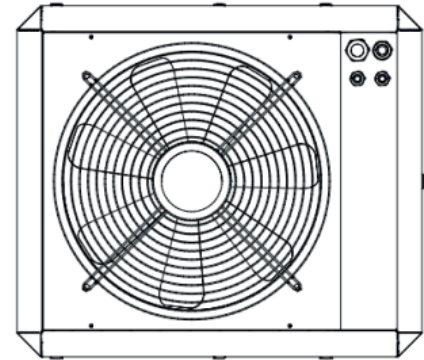
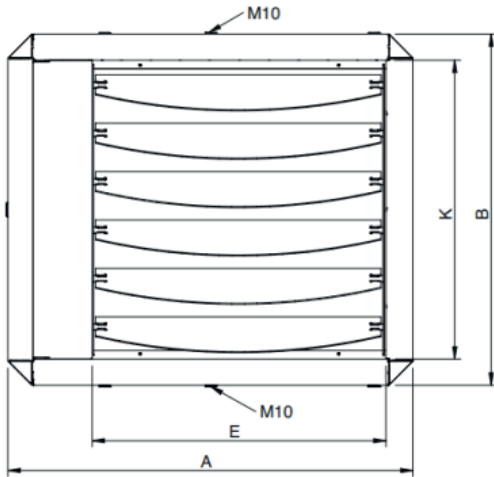
- Wide range of sizes, twelve capacities from 5 to 39.6kW
- Quiet Operation
- Compact space saving dimensions.
- Complete with Multi-therm Controller
- No Flue Required.

This time and temperature control provides a 7 day programmer with 10 separate on/off programs, manual over-ride, summer/winter mode, variable control of the heating element, summer ventilation, frost protection, keyboard lock, heater reset, indication of appliance fault codes, connected to heater via twisted pair screened cable, can control up to 8 heaters.

Technical Data

Technical Data - SUH-E Series

Model			SUH-E05	SUH-E10	SUH-E15	SUH-E20	SUH-E25	SUH-E30	SUH-E40	
Heat Output	Maximum	kW	5.0	9.9	15.0	19.8	24.9	29.7	39.6	
	Minimum	kW	2.5	3.3	7.5	9.9	9.9	9.9	19.8	
Nominal power		kW	5.2	10.1	15.2	20.0	25.1	29.9	39.8	
Current per phase (maximum)	3 Phase	A	11.9	15.5	22.9	31.0	37.2	44.2	59.0	
	1 Phase	A	22.6	44.0	-	-	-	-	-	
Current per phase (minimum)		A	11.9 (L1)	15.5 (L1)	11.9	15.5	15.5	15.5	30.4	
Air volume (maximum)		m ³ /h	3,100	3,100	3,100	3,100	3,000	3,000	4,400	
Horizontal throw (maximum)		m	23	23	23	23	22	22	28	
Electrical supply		V	400V 3PH N & E - 50Hz							
		V	230V 1PH N & E - 50Hz							
Sound level @ 5m		dB(A)	55-58	55-58	55-58	55-58	55-58	55-58	57-60	
Weight		kg	25	25	26	26	28	30	34	



Model	A	B	C	D	E	F
SUH-E05 to 30	570	490	390	125	420	380
SUH-E40	650	490	530	125	490	490

Model	G	H	I	J	K
SUH-E05 to 30	140	280	230	195	420
SUH-E40	100	380	325	245	420



Harry Taylor South:
Kitsons Works, Aylesbury Road
Bromley, Kent
BR2 0QZ, UK

Southern Office Tel: 020 8464 0915
southernoffice@harrytaylor.co.uk

Harry Taylor North:
Guide Bridge Mill, South Street
Ashton-Under-Lyne, Lancs
OL7 0HU, UK

Northern Office Tel: 0161 330 5632
northernoffice@harrytaylor.co.uk

